

# Global Pro

## NoA lišta

### Global Trac Technic

Všetky inštalácie a rozvody musia byť vykonávané profesionálnym elektrikárom. NoA lišta môže byť inštalovaná len v suchom a bezpečnom interiéri. NoA lišta musí byť nainštalovaná aspoň 2,200 mm nad zemou. V prípade, že je namontovaný vo výklenku miestnosti - môže byť inštalovaná nižšie, najmenej 50 mm nad zemou.

#### Inštalácia a projektovanie

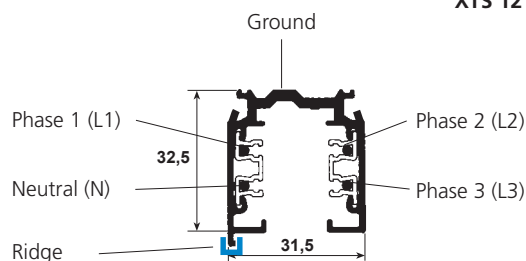
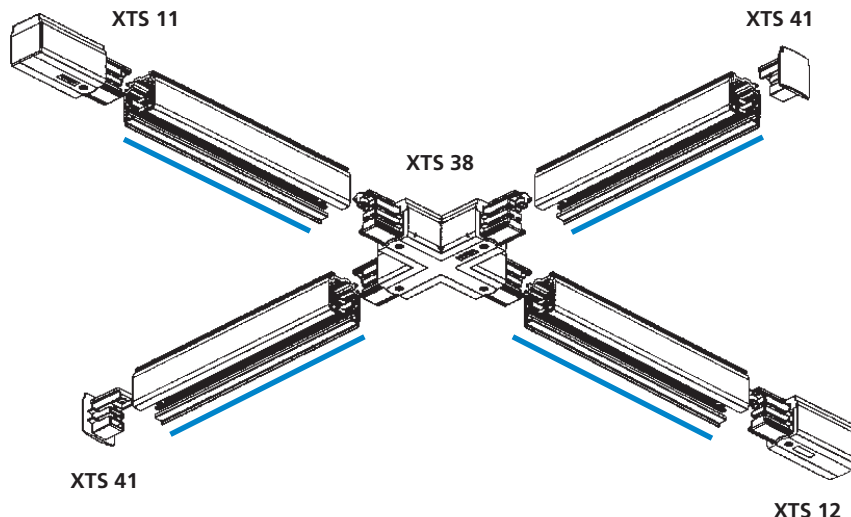
Globálne Trac je dodávaný s upevňovacími otvormi.

Odporúčaná upevňovacia vzdialenosť  $L = 1,000$  mm

V siedmich príkladoch, ako projekt systému globálneho Trac. Obrázky ukazujú stopy z boku adaptéra..

#### POZNÁMKA

Chrbát trati sleduje kontinuitu uzemnenia a je označený modrou čiarou.



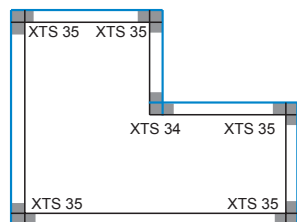
#### EXAMPLE 1 ▼

I-shape.



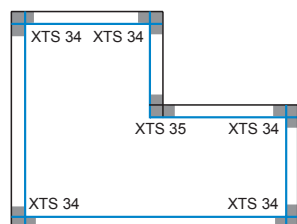
#### EXAMPLE 2 ▼

L-shape, ridge on **outside**



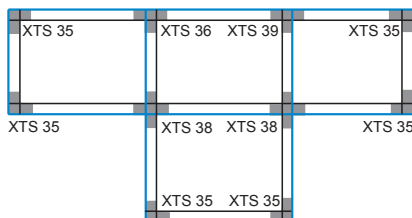
#### EXAMPLE 3 ▼

L-shape, ridge on **inside**



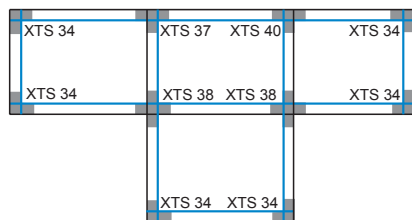
#### EXAMPLE 4 ▼

T-shape, ridge on **outside**



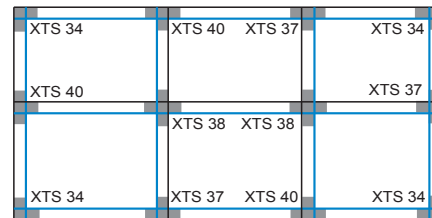
#### EXAMPLE 5 ▼

T-shape, ridge on **inside**



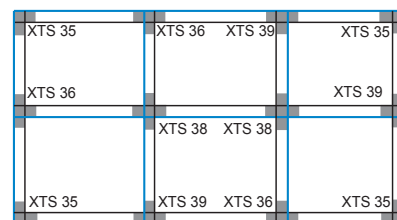
#### EXAMPLE 6 ▼

Grid, ridge on **inside** of loop



#### EXAMPLE 7 ▼

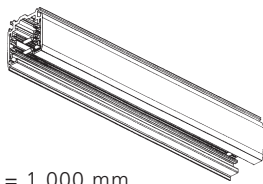
Grid, ridge on **outside** of loop



# Global Pro


## Tracks

### STANDARD TRACKS ▼



- XTS 4100 L = 1.000 mm  
**95041011** Alu  
**95041036** White  
**95041029** Black
- XTS 4200 L = 2.000 mm  
**95042011** Alu  
**95042036** White  
**95042029** Black
- XTS 4300 L = 3.000 mm  
**95043011** Alu  
**95043036** White  
**95043029** Black
- XTS 4400 L = 4.000 mm  
**95044011** Alu  
**95044036** White  
**95044029** Black

### RECESSED TRACKS ▼

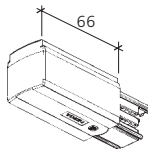


- XTSF 4100, L = 1.000 mm  
**95051011** Alu  
**95051036** White  
**95051029** Black
- XTSF 4200, L = 2.000 mm  
**95052011** Alu  
**95052036** White  
**95052029** Black
- XTSF 4300, L = 3.000 mm  
**95053011** Alu  
**95053036** White  
**95053029** Black
- XTSF 4400 L = 4.000 mm  
**95054011** Alu  
**95054036** White  
**95054029** Black

## Feeds

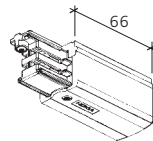
### END FEED ▼

- XTS 11  
**95701136** White  
**95701129** Black



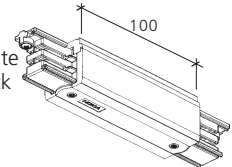
### END FEED, MIRROR IMAGE ▼

- XTS 12  
**95701236** White  
**95701229** Black



### MIDDLE FEED ▼

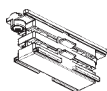
- XTS 14  
**95701436** White  
**95701429** Black



## Connectors

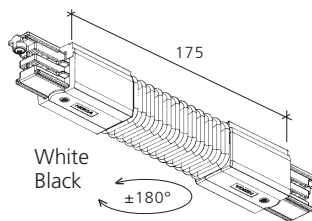
### CONNECTOR ▼

- XTS 21  
**95702136** White  
**95702129** Black



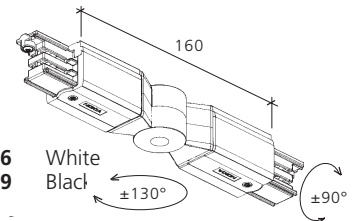
### FLEXIBLE CORNER CONNECTOR ▼

- XTS 23  
**95702336** White  
**95702329** Black



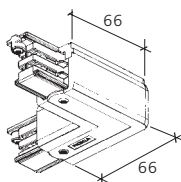
### ADJUSTABLE CORNER CONNECTOR ▼

- XTS 24  
**95702436** White  
**95702429** Black



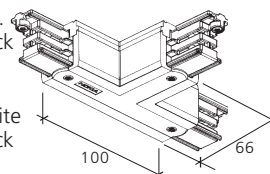
### L-CONNECTOR ▼

- XTS 34 – LEFT  
**95703436** White  
**95703429** Black
- XTS 35 – RIGHT  
**95703536** White  
**95703529** Black



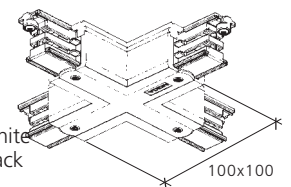
### T-CONNECTOR ▼

- XTS 36  
**95703636** Wh.  
**95703629** Black
- XTS 37  
**95703736** White  
**95703729** Black
- XTS 39  
**95703936** White  
**95703929** Black
- XTS 40  
**95704036** White  
**95704029** Black



### X-CONNECTOR ▼

- XTS 38  
**95703836** White  
**95703829** Black



### END CAP ▼

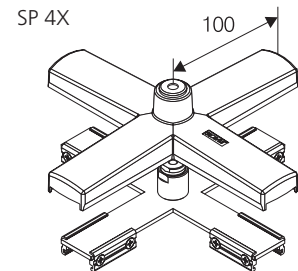
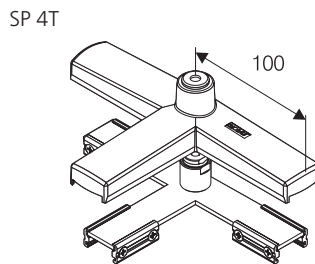
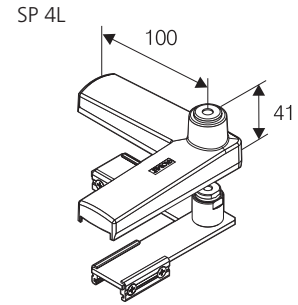
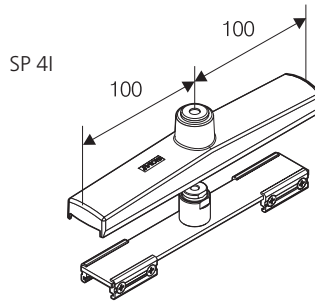
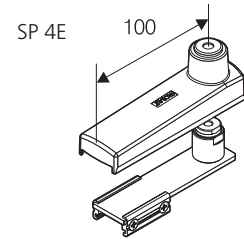
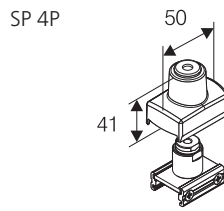
- XTS 41  
**95704136** White  
**95704129** Black



# Global Pro

## Suspension Parts

- SP 4P Point clamp suspension  
F<sub>max</sub> 200N
- SP 4E End feed suspension  
F<sub>max</sub> 100N
- SP 4I Middle feed suspension  
F<sub>max</sub> 200N
- SP 4L L-feed suspension  
F<sub>max</sub> 100N
- SP 4T T-feed suspension  
F<sub>max</sub> 200N
- SP 4X X-feed suspension  
F<sub>max</sub> 200N

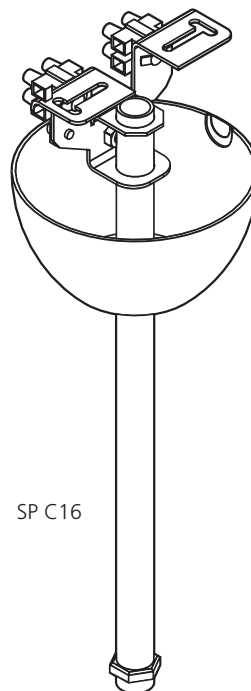


## Suspension Devices

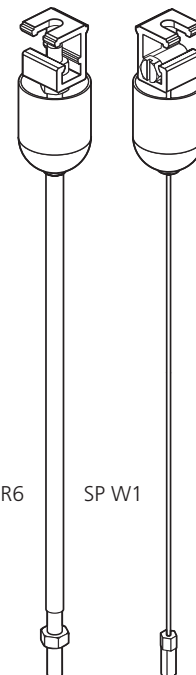
- SP C16 Conduit suspension set  
Ø 16 mm, length 1000 mm  
F<sub>max</sub> 200N
- SP R6 Rod suspension set M6  
length 1000 mm  
F<sub>max</sub> 200N
- SP W1 Wire suspension set  
Terminal M6,  
length 1500 mm  
F<sub>max</sub> 150N

### Available colours:

- 2 black, RAL 9005
- 3 white, RAL 9010



SP C16

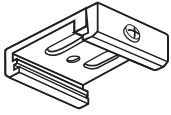


SP R6

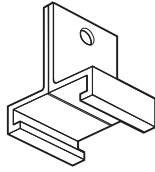
SP W1

# Global Pro

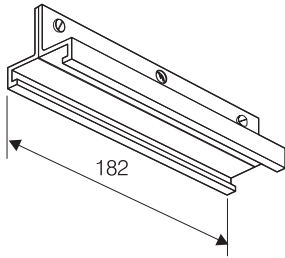
SKB 12



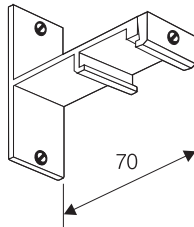
SKB 16



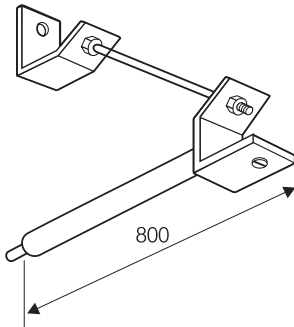
SKB 18



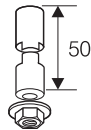
SKB 21



SKB 23



SKB 40

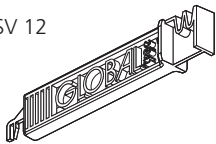


## Mounting accessories

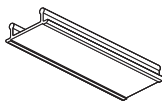
SKB 12 Ceiling clamp M6  
(colours:1,2,3)  
SKB 16 Suspension clamp (1,3)  
SKB 18 Support (1,3)

SKB 21 Wall bracket (1)  
SKB 23 Wall bracket (1)  
SKB 40 Height adjusting sleeve  
M6 (1)

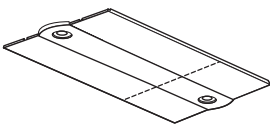
XTSV 12



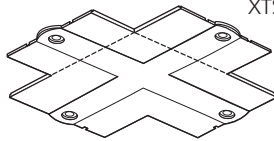
XTSP 11



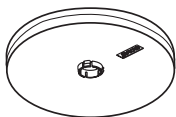
XTSF 10



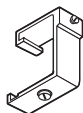
XTSF 30



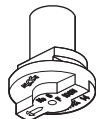
XTSF 40



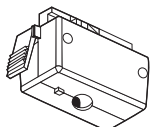
XTAO 16



XTAC 14



XTSK 17



XTAC 11



## Other components

XTSV 12 Bending tool  
XTSP 11 Cover strip, length 3m (3)  
XTAK 14 Hook base (3)  
 $F_{max}$  100N  
XTAK 11 Hook (1)  
XTSF 40 Outlet cover plate (3)

### For recessed tracks

XTSF 10 Cover plate for feeds (2,3)  
XTSF 10 Cover plate for connectors (2,3)

### Clamps for fluorescent fitting to track

XTAO 16 Clamp (1)  
 $F_{max}$  120N  
XTSK 17 Clamp (3)  
pull strength 100N  
torque max 2,5N

### Colour code:

- 1 natural anodised aluminium
- 2 black, RAL 9005
- 3 white, RAL 9010